




Factsheet 3:

How to Register for a Training Class.

Use the following steps to register for Fit Test Training classes on Learning Central:

- (1) Go to <https://LearningCentral.unm.edu>
- (2) Sign in with your NetID and Password using one of the two buttons:
 - (i) UNM personnel, click: 
 - (ii) HSC personnel, click: 
- (3) A page may appear asking you to Accept or Deny; Click "Accept."
- (4) Click the "Learning" box:



For N95 respirators only: ←

→ For all other respirators:

- (5) Search the "Find Learning" box for "N95"
- (6) Click on the course "N95 Respirator Fit Test & Training"
- (7) Click "Register Now"
- (8) Scroll down to "AVAILABLE CLASSES"
- (9) Find a day & time that works for you, and click "Register Now"
- (10) Click "Confirm"

- (5) Search the "Find Learning" box for "PAPR"
- (6) Click on the course "Half-Face, Full-Face, CAPR, and PAPR Respirator Fit Test & Training"
- (7) Click "Register Now"
- (8) Scroll down to "AVAILABLE CLASSES"
- (9) Find a day that works for you, and click "Register Now"
- (10) Click "Confirm"



Classes are held in the EHS Training Room at **1801 Tucker St. NE** (Bldg. 233B).
Visitor parking is available at the designated spots directly in front of the EHS facility.
You can also park in G-lot if you have the correct pass or utilize UNM shuttle stop #7.

